

Sign No.

P056

Sheet 1 of 2

© GOVERNMENT OF IRELAND.

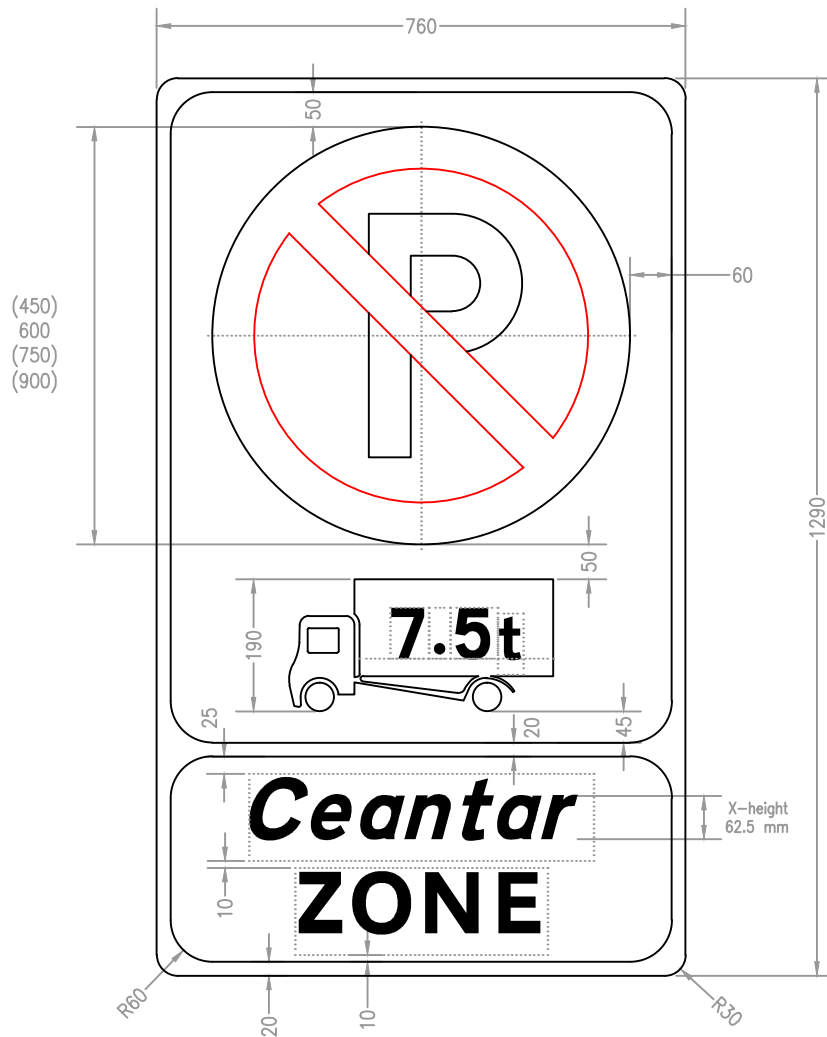
NOTES: 1. The legend is from the Transport Heavy alphabet, numerals from the Eire Route font.

2. Centre line, tile marks and dimensions do not form part of the sign.

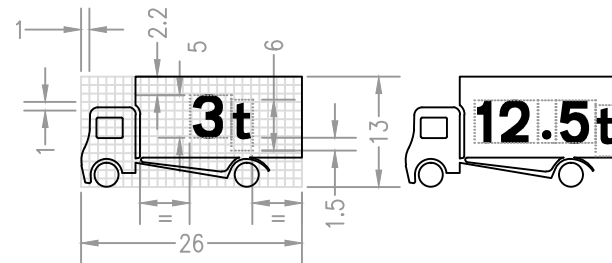
3. All 600mm sign dimensions shall be varied proportionally for the other sign sizes. The symbol detail's unit is stroke widths.

4. The roundel is proportional to the one shown in RUS 019 (with no arrows). See the Traffic Signs Manual for permitted variations.

5. COLOURS:-  
 Standard  
 Border BLACK  
 Background WHITE  
 Text BLACK  
 Roundel Border & Bar RED



SYMBOL DETAIL



An Roinn Iompair  
 Turasoireachta agus Spóirt

Department of Transport,  
 Tourism and Sport

Title: Supplementary Plate  
 Zonal Parking  
 (Zone Starts)

Issue: Date:  
 A: 28.09.10  
 B:  
 C:

Dimensions:  
 MILLIMETRES

Sign No.  
 P056  
 Sheet 1 of 2

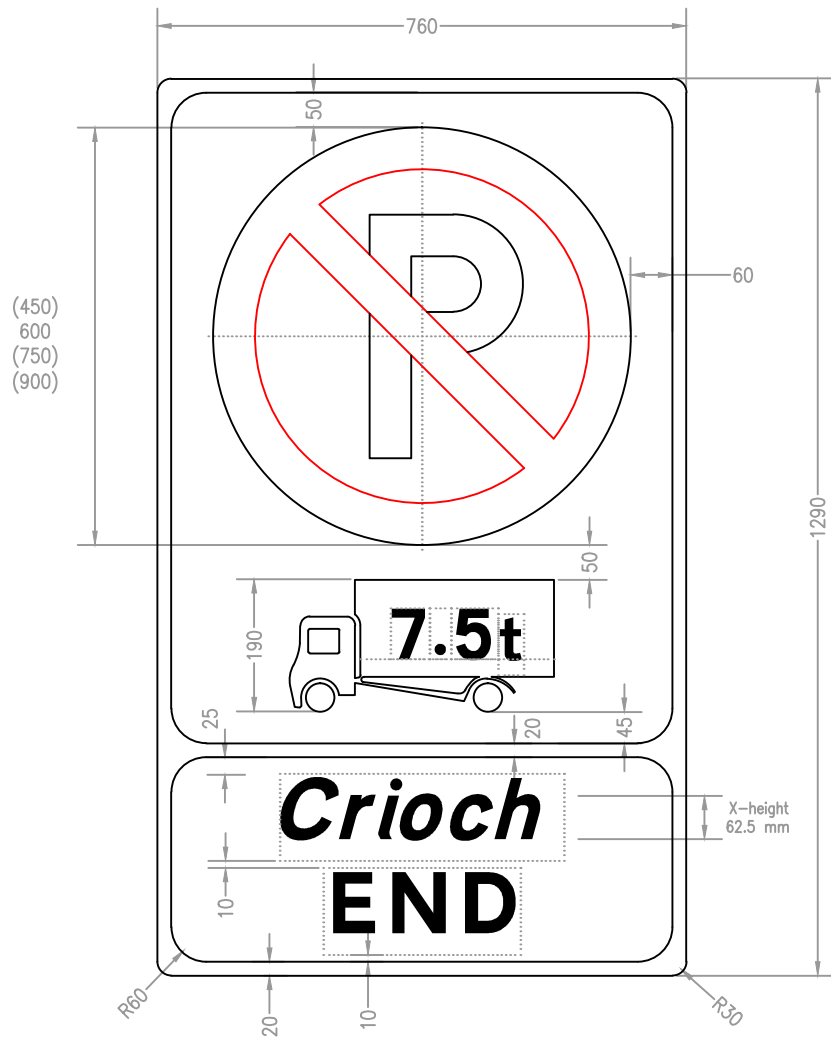
NOTES: 1. The legend is from the Transport Heavy alphabet, numerals from the Eire Route font.

2. Centre line, tile marks and dimensions do not form part of the sign.

3. All 600mm sign dimensions shall be varied proportionally for the other sign sizes. The symbol detail's unit is stroke widths.

4. The roundel is proportional to the one shown in RUS 019 (with no arrows). See the Traffic Signs Manual for permitted variations.

5. COLOURS:- Standard  
 Border BLACK  
 Background WHITE  
 Text BLACK  
 Roundel Border & Bar RED



SYMBOL DETAIL

